



PLATINUM ELITE CLASS 2009 LINE DRAWINGS

REV 2008/10/31 RELEASED

Property of Artesian Spas
Engineering Department



PLATINUM ELITE CLASS 2009 LINE DRAWINGS

UPDATES

Revision	Spa	Description
----------	-----	-------------

REV RELEASED 2008/10/31

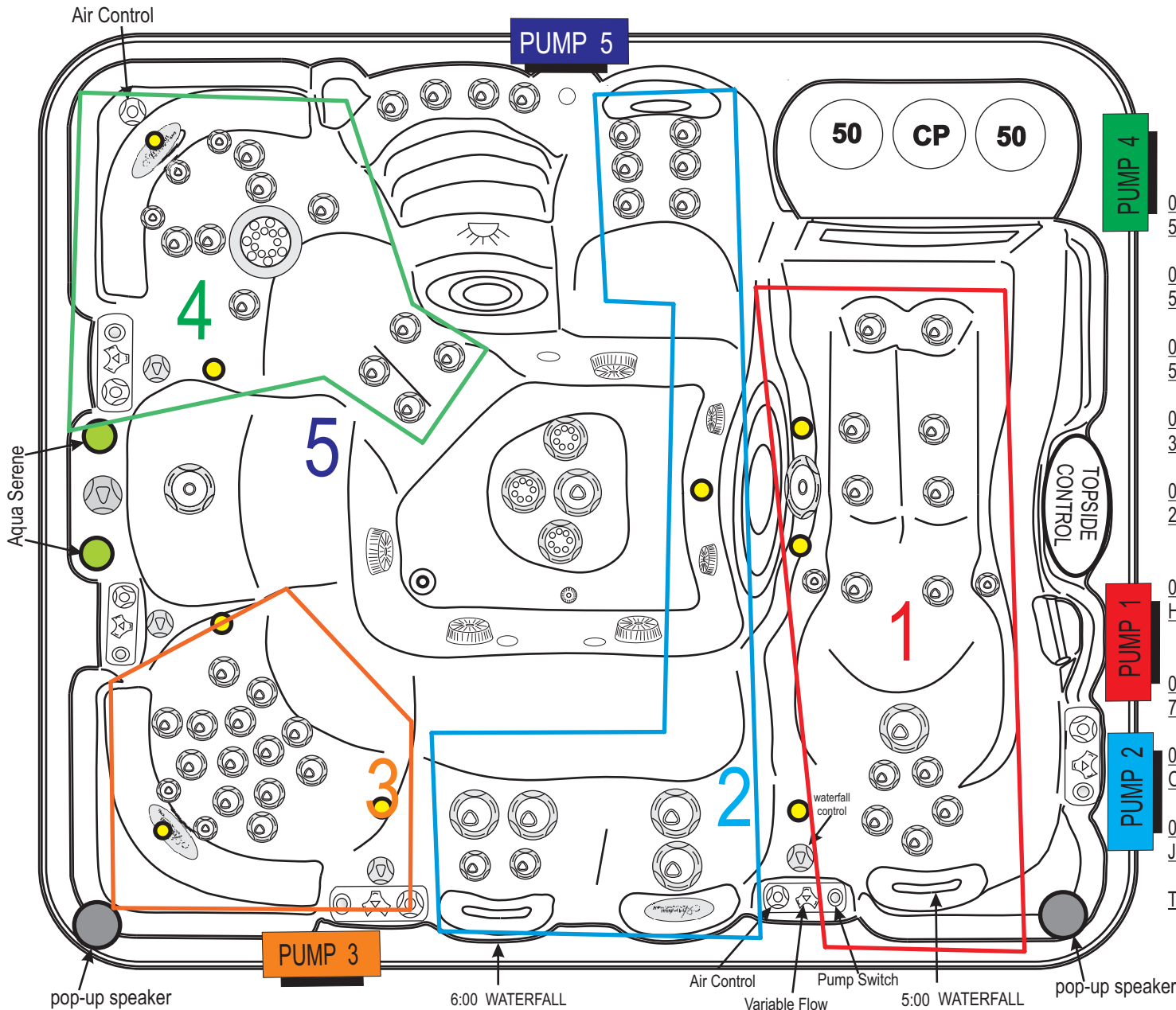
Property of Artesian Spas Engineering Department

2009 PELICAN BAY 69 JET

Jet Positioning and Controls

REVISION: 2008/10/31

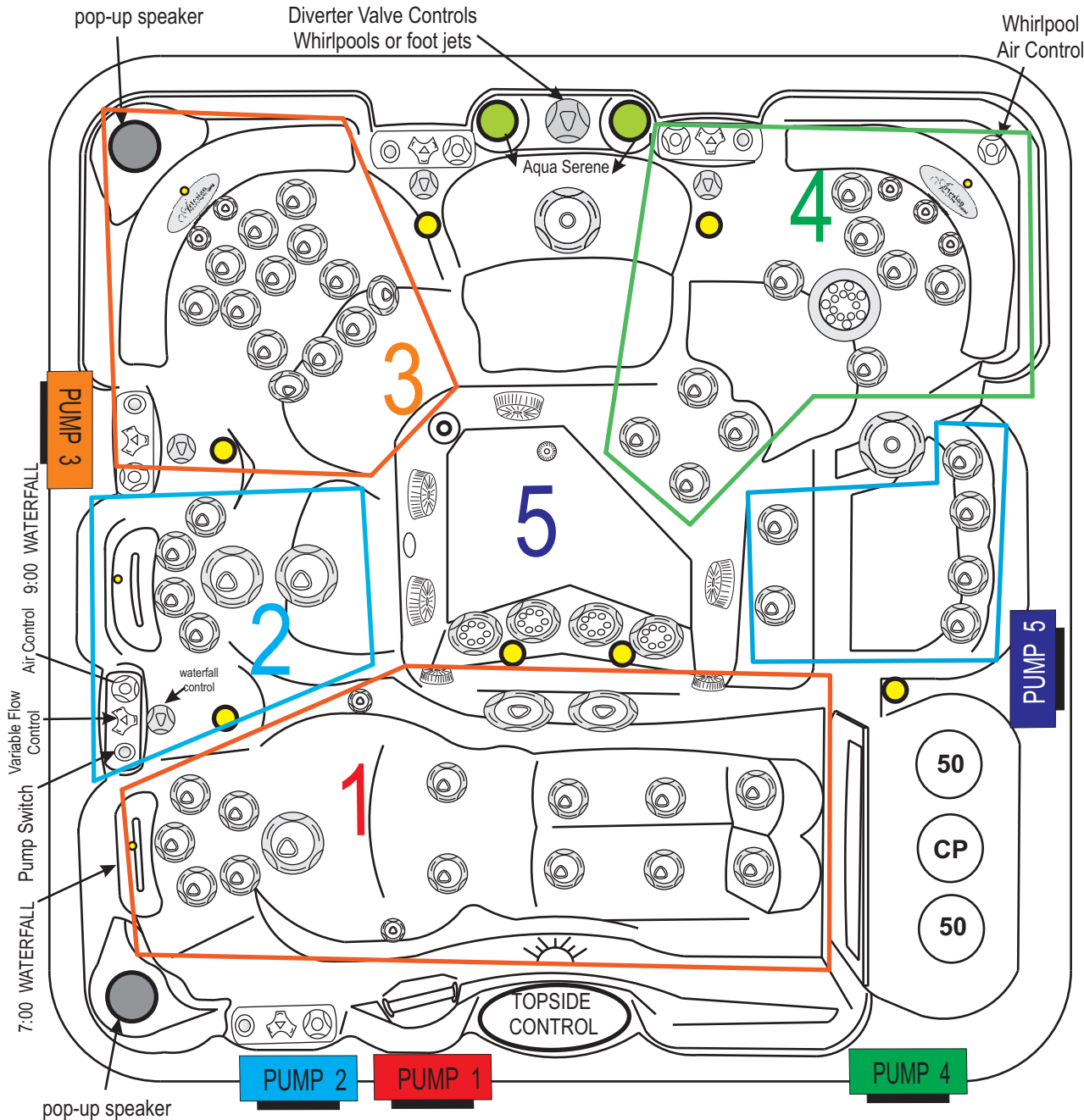
CLASS	PLATINUM ELITE
MODEL	PELICAN BAY
DIMENSIONS	108" x 92" x 37"
CONTROL	IN-XM (33-0330-40)
TOP SIDE	IN.K660 (33-0474-40)
PUMPS (5)	3.0 MBHP 230V P.WOW (21-0025-81)
HEATER	4 KW IN.THERM (24-0030-40)
CIRC SYSTEM	LAING HI-FLO STANDARD
OZONE	STANDARD
STEREO/PATIO SPEAKERS	OPTIONAL
DYNABRIGHT LED	7 LED OPTION
6" PILLOWFALL	2 STANDARD









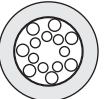


03-1413-52 (23852-212-000)		1
5" HELIX DIRECT W/ESC		
03-1411-52 (23852-252-000)		3
5" HELIX MSSG W/ESC		
03-1410-52 (23852-222-000)		5
5" HELIX ROTO W/ESC		
03-1210-52 (23832-222-000)		48
3" HELIX ROTO		
03-1110-52 (23822-212-000)		7
2" HELIX DIRECT W/ESC		
03-1510-52 (23850-212-000)		2
HELIX WHIRLPOOL		
03-1600-52 (23572-172-000)		1
7" JUMBO STORM MASSAGE W/ESC		
05-0015-48 (MA6400417S)		1
OZONE / DRAIN JET SS		
03-0001-52 (G029695)		1
JET FLOOR SWEEPER		
TOTAL JET		69

2009 DOVE CANYON 67 JET

Jet Positioning and Controls REVISION: 2008/10/31



CLASS	PLATINUM ELITE
MODEL	DOVE CANYON
DIMENSIONS	92" x 92" x 37"
CONTROL	IN-XM (33-0330-40)
TOP SIDE	IN.K660 (33-0474-40)
PUMPS (5)	3.0 MBHP 230V P.WOW (21-0025-81)
HEATER	4 KW IN.THERM (24-0030-40)
CIRC SYSTEM	LAING HI-FLO STANDARD
OZONE	STANDARD
STEREO/PATIO SPEAKERS	OPTIONAL
DYNABRIGHT LED	7 LED OPTION
6" PILLOWFALL	2 STANDARD

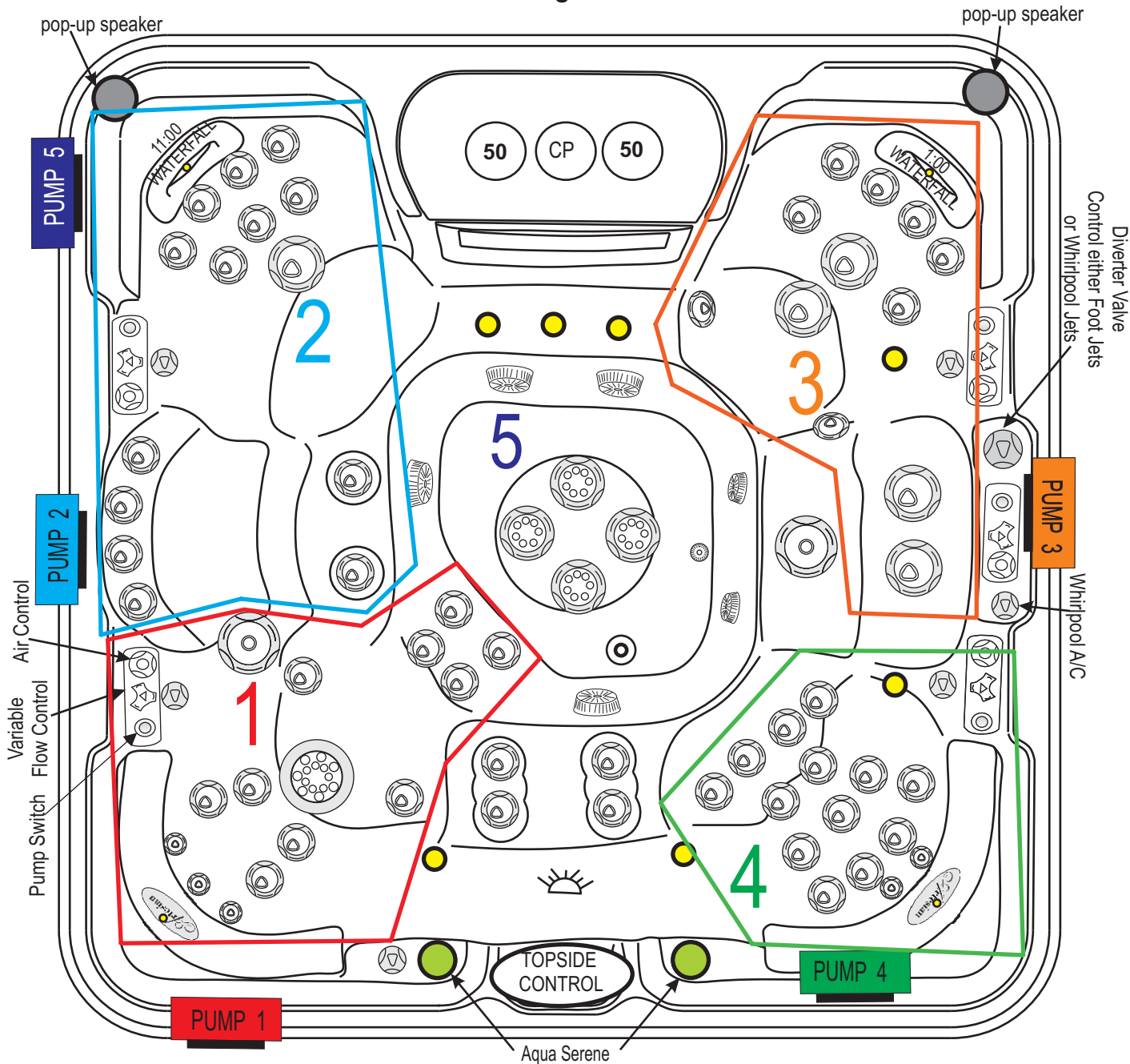
03-1413-52 (23852-212-000)		2
5" HELIX DIRECT W/ESC		
03-1411-52 (23852-252-000)		4
5" HELIX MSSG W/ESC		
03-1410-52 (23852-222-000)		3
5" HELIX ROTO W/ESC		
03-1210-52 (23832-222-000)		46
3" HELIX ROTO W/ESC		
03-1110-52 (23822-212-000)		7
2" HELIX DIRECT W/ESC		
03-1510-52 (23850-212-000)		2
HELIX WHIRLPOOL		
03-1600-52 (23572-172-000)		1
7" JUMBO STORM MASSAGE W/ESC		
05-0015-48 (MA6400417S)		1
OZONE / DRAIN JET SS		
03-0001-52 (G029695)		1
JET FLOOR SWEEPER		
TOTAL JET		67

2009 PIPER GLEN 67 JET

Jet Positioning and Controls

REVISION: 2008/10/31

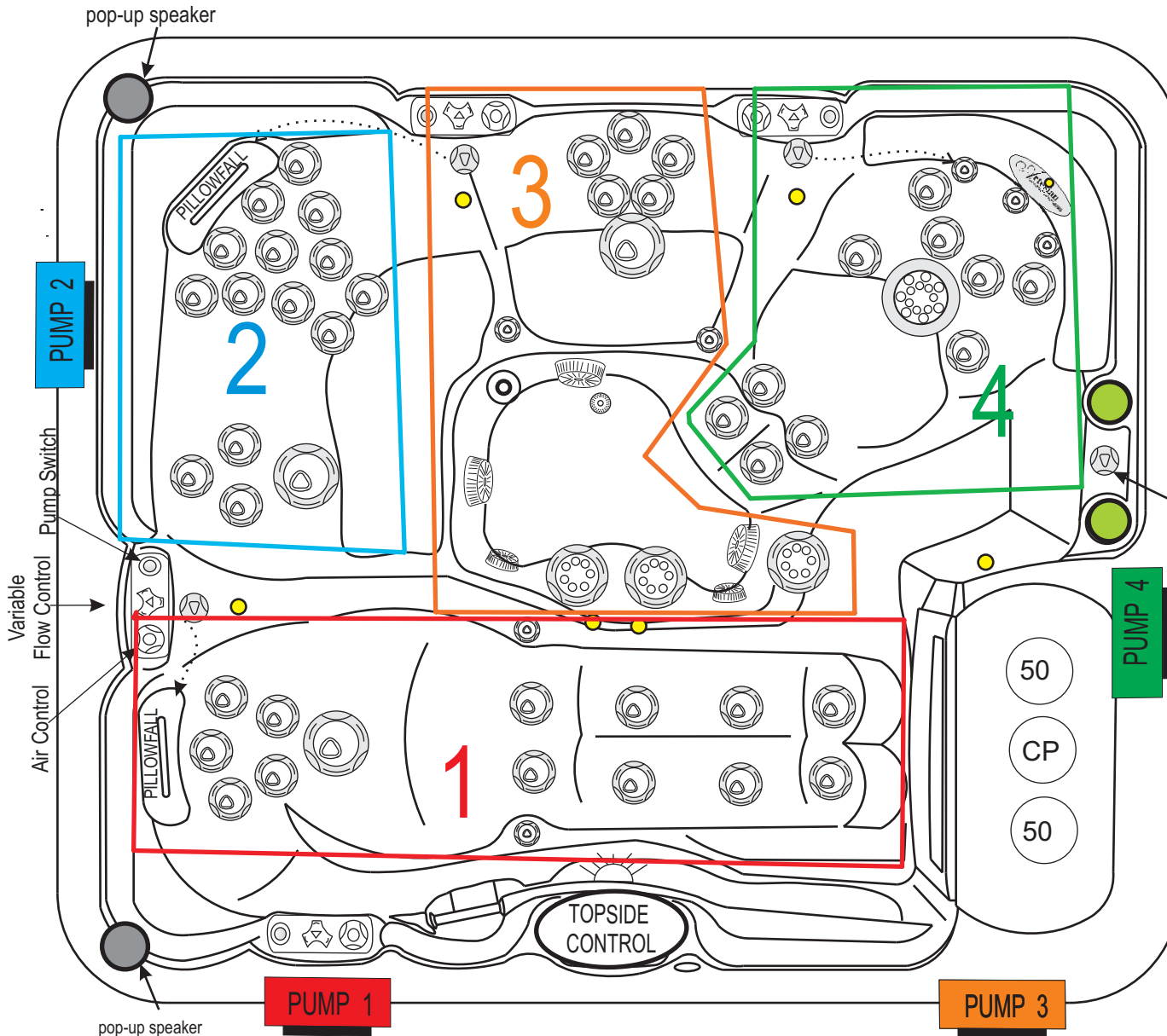
CLASS	PLATINUM ELITE
MODEL	PIPER GLEN
DIMENSIONS	92" x 92" x 37"
CONTROL	IN-XM (33-0330-40)
TOP SIDE	IN.K660 (33-0474-40)
PUMPS (5)	3.0 MBHP 230V P.WOW (21-0025-81)
HEATER	4 KW IN.THERM (24-0030-40)
CIRC SYSTEM	LAING HI-FLO STANDARD
OZONE	STANDARD
STEREO/PATIO SPEAKERS	OPTIONAL
DYNBRIGHT LED	OPTIONAL
6" PILLOWFALL	2 STANDARD










Part Number	Description	Quantity
03-1411-52 (23852-252-000)	5" HELIX MSSG W/ESC	4
03-1410-52 (23852-222-000)	5" HELIX ROTO W/ESC	5
03-1210-52 (23832-222-000)	3" HELIX ROTO W/ESC	48
03-1110-52 (23822-212-000)	2" HELIX DIRECT W/ESC	5
03-1510-52 (23850-212-000)	HELIX WHIRLPOOL	2
03-1600-52 (23572-172-000)	7" JUMBO STORM MESSAGE W/ESC	1
05-0015-48 (MA6400417S)	OZONE / DRAIN JET SS	1
03-0001-52 (G029695)	JET FLOOR SWEEPER	1
TOTAL JET		67

2009 QUAIL RIDGE 58 JET

Jet Positioning and Controls REVISION: 2008/10/31



CLASS	PLATINUM ELITE
MODEL	QUAIL RIDGE
DIMENSIONS	92" x 79" x 34"
CONTROL	IN-XM (33-0330-40)
TOP SIDE	IN.K660 (33-0474-40)
PUMPS (4)	3.0 MBHP 230V P.WOW (21-0025-81)
HEATER	4 KW IN.THERM (24-0030-40)
CIRC SYSTEM	LAING HI-FLO STANDARD
OZONE	STANDARD
STEREO/PATIO SPEAKERS	OPTIONAL
DYNABRIGHT LED	OPTIONAL
6" PILLOWFALL	2 STANDARD

03-1411-52 (23852-252-000) 5" HELIX MSSG W/ESC.		3
03-1410-52 (23852-222-000) 5" HELIX ROTO W/ESC.		3
03-1210-52 (23832-222-000) 3" HELIX ROTO W/ESC		42
03-1110-52 (23822-212-000) 2" HELIX DIRECT W/ESC.		7
03-1600-52 (23572-172-000) 7" JUMBO STORM MESSAGE W/ESC		1
05-0015-48 (MA6400417S) OZONE/ DRAIN JET SS		1
03-0001-52 (G029695) JET FLOOR SWEEPER		1
TOTAL JET		58

Aqua Serene